

**Lateral flow test for detection antibodies to Brucella**  
**« Brucella LTFLOW »**

**INTENDED USE**

«Brucella LTFLOW» is a one-step qualitative immunochromatographic assay for the detection Brucella spp. in bovine, ovine, caprine, camel and swine whole blood, serum or plasma.

Assay time: 10-15 min

Sample: whole blood, serum or plasma

**PRINCIPLE OF THE ASSAY**

The test device has a testing window. The testing window has an invisible T (test) zone and C (control) zone. When sample is applied into the sample hole on device, the liquid will laterally flow on the surface of the test strip. If there is enough detection antibodies to Brucella spp. in the sample, a visible T band will appear. The C band should always appear after a sample is applied, indicating a valid result.

**KIT COMPONENTS**

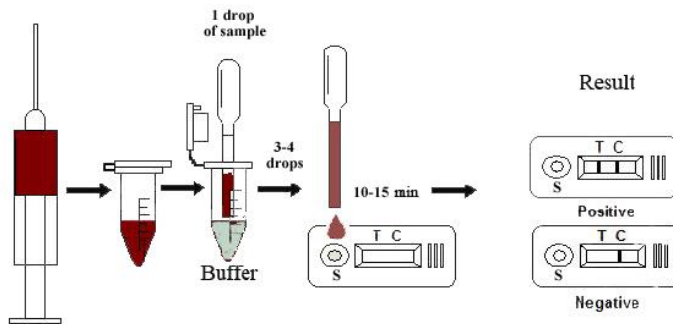
1. Test device
2. Assay buffer tube
3. Pipette
4. Desiccant
5. Product Manual

**SAMPLE PREPARATION**

Collect animal whole blood , serum or plasma for assay according to standard procedure. Do not use sample showing hemolysis or being contaminated with microbes.

**TEST PROCEDURE**

1. When sample and test kits are stored at cold circumstances (2-8 °C), put them at room temperature for 15-30 minutes before use.
2. Take out a device from a pouch and place it on a horizontal surface.
3. Using a dropper as a pipette, obtain the sample and dispense 1 drop of serum (whole blood or plasma ) into a buffer tube, mix.
4. Dispense 3-4 drops of the fluid into the sample well (S) of device.
5. Read the test results between 10-15 minutes



**INTERPRITATION OF RESULTS**

A purple band should appear on the control line regardless of the test result. The presence of another band on the test line determines the result.

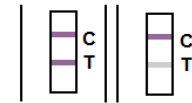
Control Line (C): The line should always appear regardless of the presence of the antibodies of Brucella spp. If this line does not appear, the test should be considered invalid. This might be because of impure or the lack of sample. It should be tested again with another kit.

Test Line (T): The presence of antibodies of Brucella spp. the test line

**1. Negative:** Control line only appear.

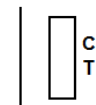


**2. Positive:** Both Test and Control lines appear



**3. Retesting:**

a) Both Test and Control lines do not appear.



b) Test line only appear



**PRECAUTIONS**

1. For the best results please strictly adhere to this instruction.
2. Use for in-vitro diagnostic purposes only.
3. Use within 10 minutes after opening the pouch because the test kit is very sensitive to moisture and its effect may diminish.
4. Do not use the kit when its pouch is torn, sealing is not good in shape or expiration date is passed.
5. Be careful of not touching the result window.
6. Every sample should be used with different droppers.
7. Do not use sample showing hemolysis or being contaminated with microbes, which may cause false positive or false negative result.
8. Use disposable gloves when you suspect the infection caused by sample. And wash your hands later.
9. Dispose solid wastes after sterilizing them at 121 °C for over 1 hour.

**STORAGE**

The kit should be stored at temperature (8-30 °C). The test kit is stable during the expiration date (12 months) marked on the foil paunch. Do not freeze. Do not store the kit in direct sunlight.